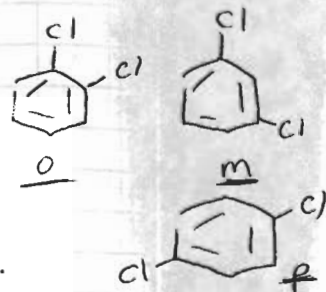


King's Chemistry 122 Spectroscopy Problems Practice

1. Match the following three compounds to their ^{13}C NMR spectrum.

based on # peaks

- o-dichlorobenzene \rightarrow A. δ 127, 129, 131, 135 ppm
 m-dichlorobenzene \rightarrow B. δ 128, 131, 133 ppm
 p-dichlorobenzene \rightarrow C. δ 117, 159 ppm



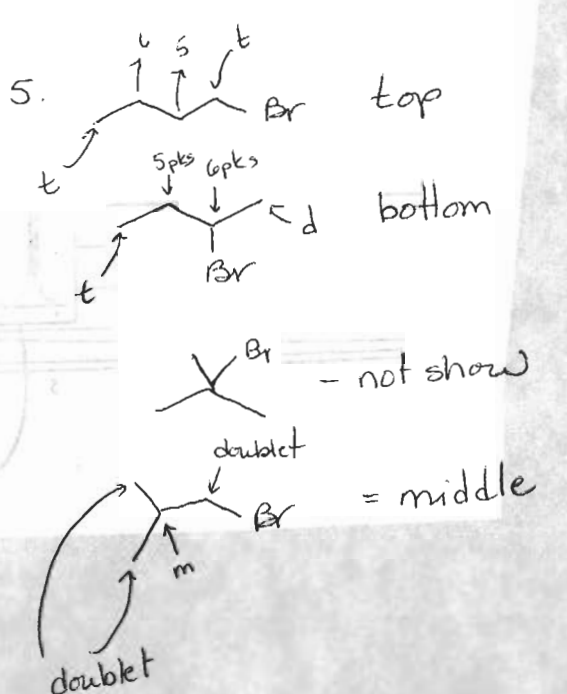
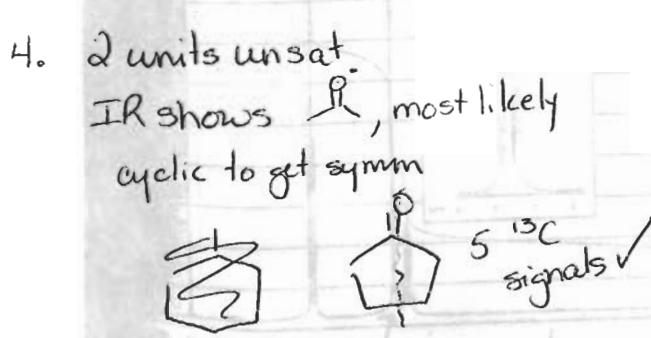
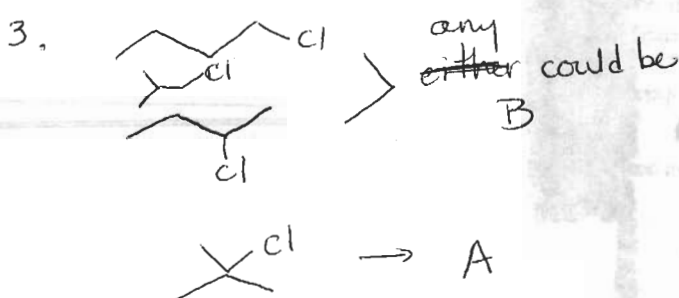
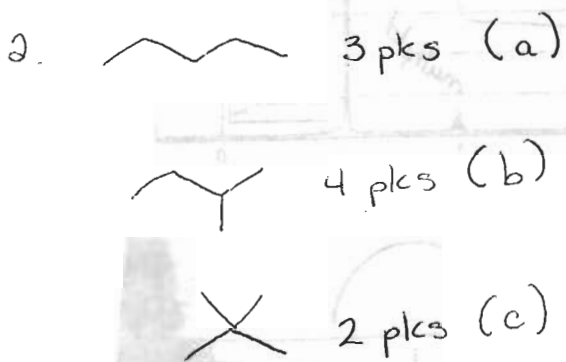
2. Assign a constitutional isomer of C_5H_{12} to each ^{13}C NMR spectrum.

- a. δ 14, 23, 35 ppm
 b. δ 11.7, 22, 31, 32 ppm
 c. δ 28, 32 ppm

3. A and B, isomers of $\text{C}_4\text{H}_9\text{Cl}$, have two and four peaks, respectively, in their ^{13}C NMR spectra. Draw the structures of A and B.

4. An unknown compound ($\text{C}_5\text{H}_8\text{O}$) has a strong absorbance in its IR spectrum at 1745 cm^{-1} . Its ^{13}C NMR spectrum has absorbances at δ 23, 38 and 220 ppm. Give the structure of the unknown compound.

5. The following page gives proton NMR spectra for three isomers of $\text{C}_4\text{H}_9\text{Br}$. Determine the structure that gave rise to each spectrum.



3 isomers of C_4H_9Br

