

**PHY 712 Electrodynamics**  
**9-9:50 AM MWF Olin 103**

**Plan for Lecture 21:**

**Start reading Chap. 8 in Jackson.**

**A. Examples of waveguides**

**B. TEM, TE, TM modes**

**C. Resonant cavities**

3/17/2015 PHY 712 Spring 2015 -- Lecture 21 1

---

---

---

---

---

---

---

---

---

---

---

---

|    |                 |              |                                      |                     |            |
|----|-----------------|--------------|--------------------------------------|---------------------|------------|
| 9  | Wed: 02/04/2015 | Chap. 4      | Dipoles and dielectrics              | <a href="#">#9</a>  | 02/06/2015 |
| 10 | Fri: 02/06/2015 | Chap. 4      | Dipoles and dielectrics              | <a href="#">#10</a> | 02/09/2015 |
| 11 | Mon: 02/09/2015 | Chap. 5      | Magnetostatics                       | <a href="#">#11</a> | 02/11/2015 |
| 12 | Wed: 02/11/2015 | Chap. 5      | Magnetostatics                       | <a href="#">#12</a> | 02/13/2015 |
| 13 | Fri: 02/13/2015 | Chap. 5      | Magnetostatics                       | <a href="#">#13</a> | 02/16/2015 |
| 14 | Mon: 02/16/2015 | Chap. 6      | Maxwell's equations                  | <a href="#">#14</a> | 02/18/2015 |
| 15 | Wed: 02/18/2015 | Chap. 6      | Electromagnetic energy and force     | <a href="#">#15</a> | 02/20/2015 |
| 16 | Fri: 02/20/2015 | Chap. 7      | Electromagnetic plane waves          | <a href="#">#16</a> | 02/23/2015 |
| 17 | Mon: 02/23/2015 | Chap. 7      | Dielectric media                     | <a href="#">#17</a> | 02/25/2015 |
| 18 | Wed: 02/25/2015 | Chap. 7      | Complex dielectrics                  | <a href="#">#18</a> | 02/27/2015 |
| 19 | Fri: 02/27/2015 | Chap. 1-7    | Review -- Take home exam distributed |                     |            |
|    | Mon: 03/02/2015 | APS Meeting  | Take-home exam (no class meeting)    |                     |            |
|    | Wed: 03/04/2015 | APS Meeting  | Take-home exam (no class meeting)    |                     |            |
|    | Fri: 03/06/2015 | APS Meeting  | Take-home exam (no class meeting)    |                     |            |
|    | Mon: 03/09/2015 | Spring Break |                                      |                     |            |
|    | Wed: 03/11/2015 | Spring Break |                                      |                     |            |
|    | Fri: 03/13/2015 | Spring Break |                                      |                     |            |
| 20 | Mon: 03/16/2015 | Chap. 8      | Review Exam; Wave guides             | <a href="#">#19</a> | 03/18/2015 |
|    | Wed: 03/18/2015 | Chap. 8      | Wave guides                          | <a href="#">#20</a> | 03/20/2015 |

3/17/2015 PHY 712 Spring 2015 -- Lecture 21 2

---

---

---

---

---

---

---

---

---

---

---

---

### News



[Prof. Jurchescu receives 2015 Excellence in Research Award](#)



[Prof. Thonhauser awarded the Reid-Doyle Prize for Excellence in Teaching](#)



[Prof. Matthews' Studio Course Featured by Wake Forest News](#)



[Prof. Carroll receives Innovation Award](#)

### Events

**Wed. Mar. 18, 2015**  
**Physics Colloquium:**  
[Understanding Human Disease](#)  
**Prof. Sethupathy, UNC**  
 Olin 101 4:00 PM  
 Refreshments at 3:30 PM  
 Olin Lobby

**Wed. Mar. 25, 2015**  
**Physics Colloquium:**  
[Mechanical Signaling in Cells](#)  
**Prof. Engler, UCSD**  
 Olin 101 4:00 PM  
 Refreshments at 3:30 PM  
 Olin Lobby

**Wed. Apr. 1, 2015**  
**Physics Colloquium:**  
[Molecular Simulation of Nanomaterials](#)  
**Prof. Garofalini, Rutgers**  
 Olin 101 4:30 PM  
 Refreshments at 3:30 PM  
 Olin Lobby

3/17/2015 PHY 712 Spring 2015 -- Lecture 21 3

---

---

---

---

---

---

---

---

---

---

---

---

**WFU Physics Colloquium**

**TITLE:** How next-generation sequencing is used to understand human disease.

**SPEAKER:** Dr. Praveen Sethupathy,  
*Department of Genetics  
 University of North Carolina Chapel Hill*

**TIME:** Wednesday March 18, 2015 at 4:00 PM

**PLACE:** Room 101 Olin Physical Laboratory

---

Refreshments will be served at 3:30 PM in the Olin Lounge. All interested persons are cordially invited to attend.

**ABSTRACT**

Persistent infections with hepatitis B virus (HBV) or hepatitis C virus (HCV) account for the majority of cases of hepatic cirrhosis and hepatocellular carcinoma (HCC) worldwide.

3/17/2015 PHY 712 Spring 2015 -- Lecture 21 4

---

---

---

---

---

---

---

---

---

---

**Reminder:**

- Topic choices for "computational project"
- suggestions available upon request
- due Monday March 30<sup>th</sup>?

3/17/2015 PHY 712 Spring 2015 -- Lecture 21 5

---

---

---

---

---

---

---

---

---

---

Fields near the surface on an ideal conductor

Suppose for an isotropic medium:  $\mathbf{D} = \epsilon_b \mathbf{E}$      $\mathbf{J} = \sigma \mathbf{E}$

Maxwell's equations in terms of  $\mathbf{H}$  and  $\mathbf{E}$ :

$\nabla \cdot \mathbf{E} = 0$                      $\nabla \cdot \mathbf{H} = 0$

$\nabla \times \mathbf{E} = -\mu \frac{\partial \mathbf{H}}{\partial t}$      $\nabla \times \mathbf{H} = \sigma \mathbf{E} + \epsilon_b \frac{\partial \mathbf{E}}{\partial t}$

$\left( \nabla^2 - \mu \sigma \frac{\partial}{\partial t} - \mu \epsilon_b \frac{\partial^2}{\partial t^2} \right) \mathbf{F} = 0$      $\mathbf{F} = \mathbf{E}, \mathbf{H}$

Plane wave form for  $\mathbf{E}$ :

$\mathbf{E}(\mathbf{r}, t) = \Re \left( \mathbf{E}_0 e^{i\mathbf{k} \cdot \mathbf{r} - i\omega t} \right)$     where  $\mathbf{k} = (n_R + i n_I) \frac{\omega}{c} \hat{\mathbf{k}}$

3/17/2015 PHY 712 Spring 2015 -- Lecture 21 6

---

---

---

---

---

---

---

---

---

---

Fields near the surface on an ideal conductor -- continued

For our system:

$$\frac{\omega}{c} n_R = \omega \sqrt{\frac{\mu \epsilon_b}{2} \left( \sqrt{1 + \left( \frac{\sigma}{\omega \epsilon_b} \right)^2} + 1 \right)^{1/2}}$$

$$\frac{\omega}{c} n_I = \omega \sqrt{\frac{\mu \epsilon_b}{2} \left( \sqrt{1 + \left( \frac{\sigma}{\omega \epsilon_b} \right)^2} - 1 \right)^{1/2}}$$

$$\text{For } \frac{\sigma}{\omega} \gg 1 \quad \frac{\omega}{c} n_R \approx \frac{\omega}{c} n_I \approx \sqrt{\frac{\mu \sigma \omega}{2}} \equiv \frac{1}{\delta}$$

$$\Rightarrow \mathbf{E}(\mathbf{r}, t) \approx e^{-\hat{\mathbf{k}} \cdot \mathbf{r} / \delta} \Re \left( \mathbf{E}_0 e^{i \hat{\mathbf{k}} \cdot \mathbf{r} / \delta - i \omega t} \right)$$

$$\Rightarrow \mathbf{H}(\mathbf{r}, t) \approx \Re \left( \frac{n}{c \mu} \hat{\mathbf{k}} \times \mathbf{E}(\mathbf{r}, t) \right) \approx \Re \left( \frac{1+i}{\delta \mu \omega} \hat{\mathbf{k}} \times \mathbf{E}(\mathbf{r}, t) \right)$$

3/17/2015

PHY 712 Spring 2015 -- Lecture 21

7

Fields near the surface on an ideal conductor -- continued

$$\text{For } \frac{\sigma}{\omega} \gg 1 \quad \frac{\omega}{c} n_R \approx \frac{\omega}{c} n_I \approx \sqrt{\frac{\mu \sigma \omega}{2}} \equiv \frac{1}{\delta}$$

$$\text{In this limit, } \sqrt{\frac{\mu \epsilon}{\mu_0 \epsilon_0}} = c \sqrt{\mu \epsilon} = n_R + i n_I = \frac{c}{\omega} \frac{1+i}{\delta}$$

$$\mathbf{E}(\mathbf{r}, t) = e^{-\hat{\mathbf{k}} \cdot \mathbf{r} / \delta} \Re \left( \mathbf{E}_0 e^{i \hat{\mathbf{k}} \cdot \mathbf{r} / \delta - i \omega t} \right)$$

$$\mathbf{D}(\mathbf{r}, t) = \epsilon \mathbf{E}(\mathbf{r}, t) = \frac{i \sigma}{\omega} \mathbf{E}(\mathbf{r}, t)$$

$$\mathbf{H}(\mathbf{r}, t) = \frac{n}{c \mu} \hat{\mathbf{k}} \times \mathbf{E}(\mathbf{r}, t) = \frac{1+i}{\delta \mu \omega} \hat{\mathbf{k}} \times \mathbf{E}(\mathbf{r}, t)$$

$$\mathbf{B}(\mathbf{r}, t) = \mu \mathbf{H}(\mathbf{r}, t) = \frac{n}{c} \hat{\mathbf{k}} \times \mathbf{E}(\mathbf{r}, t) = \frac{1+i}{\delta \omega} \hat{\mathbf{k}} \times \mathbf{E}(\mathbf{r}, t)$$

3/17/2015

PHY 712 Spring 2015 -- Lecture 21

8

Fields near the surface on an ideal conductor -- continued

$$\mathbf{E}(\mathbf{r}, t) = e^{-\hat{\mathbf{k}} \cdot \mathbf{r} / \delta} \Re \left( \mathbf{E}_0 e^{i \hat{\mathbf{k}} \cdot \mathbf{r} / \delta - i \omega t} \right)$$

$$\mathbf{D}(\mathbf{r}, t) = \epsilon \mathbf{E}(\mathbf{r}, t) = \frac{i \sigma}{\omega} \mathbf{E}(\mathbf{r}, t)$$

$$\mathbf{H}(\mathbf{r}, t) = \frac{n}{c \mu} \hat{\mathbf{k}} \times \mathbf{E}(\mathbf{r}, t) = \frac{1+i}{\delta \mu \omega} \hat{\mathbf{k}} \times \mathbf{E}(\mathbf{r}, t)$$

$$\mathbf{B}(\mathbf{r}, t) = \mu \mathbf{H}(\mathbf{r}, t) = \frac{n}{c} \hat{\mathbf{k}} \times \mathbf{E}(\mathbf{r}, t) = \frac{1+i}{\delta \omega} \hat{\mathbf{k}} \times \mathbf{E}(\mathbf{r}, t)$$

Note that we can express the results in terms of the  $\mathbf{H}$  field:

$$\mathbf{H}(\mathbf{r}, t) = e^{-\hat{\mathbf{k}} \cdot \mathbf{r} / \delta} \Re \left( \mathbf{H}_0 e^{i \hat{\mathbf{k}} \cdot \mathbf{r} / \delta - i \omega t} \right)$$

$$\mathbf{E}(\mathbf{r}, t) = \delta \mu \omega \Re \left( \frac{1-i}{2} \hat{\mathbf{k}} \times \mathbf{H}(\mathbf{r}, t) \right)$$

3/17/2015

PHY 712 Spring 2015 -- Lecture 21

9

**Boundary values for ideal conductor**

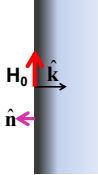
Inside the conductor:

$$\mathbf{H}(\mathbf{r}, t) = e^{-\hat{\mathbf{k}} \cdot \mathbf{r} / \delta} \Re(\mathbf{H}_0 e^{i\hat{\mathbf{k}} \cdot \mathbf{r} / \delta - i\omega t})$$

$$\mathbf{E}(\mathbf{r}, t) = \delta \mu \omega \frac{1-i}{2} \hat{\mathbf{k}} \times \mathbf{H}(\mathbf{r}, t)$$

At the boundary of an ideal conductor, the  $\mathbf{E}$  and  $\mathbf{H}$  fields decay in the direction normal to the interface.

Ideal conductor boundary conditions:

$$\hat{\mathbf{n}} \times \mathbf{E}|_S = 0 \quad \hat{\mathbf{n}} \cdot \mathbf{H}|_S = 0$$


3/17/2015 PHY 712 Spring 2015 – Lecture 21 10

---

---

---

---

---

---

---

---

---

---

**Waveguide terminology**

- TEM: transverse electric and magnetic (both E and H fields are perpendicular to wave propagation direction)
- TM: transverse magnetic (H field is perpendicular to wave propagation direction)
- TE: transverse electric (E field is perpendicular to wave propagation direction)

3/17/2015 PHY 712 Spring 2015 – Lecture 21 11

---

---

---

---

---

---

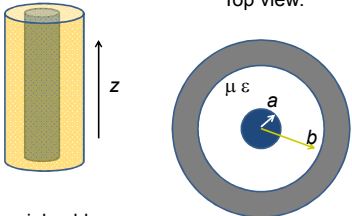
---

---

---

---

**Wave guides**



Top view:

Inside medium,  $\mu \epsilon$  assumed to be real

Coaxial cable  
TEM modes

(following problem 8.2 in Jackson's text)

Maxwell's equations inside medium: for  $a \leq \rho \leq b$

$$\nabla \times \mathbf{E} = i\omega \mathbf{B} \quad \nabla \cdot \mathbf{E} = 0$$

$$\nabla \times \mathbf{B} = -i\omega \mu \epsilon \mathbf{E} \quad \nabla \cdot \mathbf{B} = 0$$

3/17/2015 PHY 712 Spring 2015 – Lecture 21 12

---

---

---

---

---

---

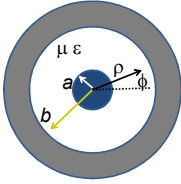
---

---

---

---

Electromagnetic waves in a coaxial cable -- continued  
 Top view: Example solution for  $a \leq \rho \leq b$



$$\mathbf{E} = \hat{\rho} \Re \left( \frac{E_0 a}{\rho} e^{jkz - i\omega t} \right)$$

$$\mathbf{B} = \hat{\phi} \Re \left( \frac{B_0 a}{\rho} e^{jkz - i\omega t} \right)$$

$$\hat{\rho} = \cos \phi \hat{x} + \sin \phi \hat{y}$$

$$\hat{\phi} = -\sin \phi \hat{x} + \cos \phi \hat{y}$$

Find:  
 $k = \omega \sqrt{\mu \epsilon}$   
 $E_0 = \frac{B_0}{\sqrt{\mu \epsilon}}$

Poynting vector within cable medium (with  $\mu, \epsilon$ ):

$$\langle \mathbf{S} \rangle_{avg} = \frac{1}{2\mu} \Re(\mathbf{E} \times \mathbf{B}^*) = \frac{|B_0|^2}{2\mu \sqrt{\mu \epsilon}} \left( \frac{a}{\rho} \right)^2 \hat{z}$$

3/17/2015 PHY 712 Spring 2015 -- Lecture 21 13

---

---

---

---

---

---

---

---

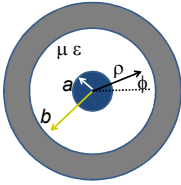
---

---

---

---

Electromagnetic waves in a coaxial cable -- continued  
 Top view:



Time averaged power in cable material:

$$\int_0^{2\pi} d\phi \int_a^b \rho d\rho \langle \mathbf{S} \rangle_{avg} \cdot \hat{z} = \frac{|B_0|^2 \pi a^2}{\mu \sqrt{\mu \epsilon}} \ln \left( \frac{b}{a} \right)$$

3/17/2015 PHY 712 Spring 2015 -- Lecture 21 14

---

---

---

---

---

---

---

---

---

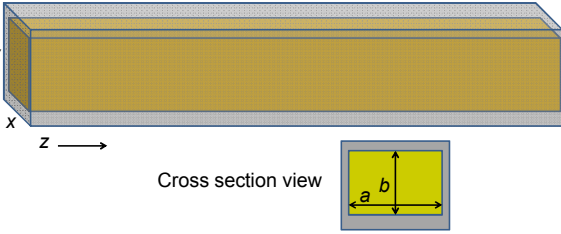
---

---

---

Analysis of rectangular waveguide

Boundary conditions at surface of waveguide:  
 $\mathbf{E}_{tangential} = 0, \mathbf{B}_{normal} = 0$



Cross section view

3/17/2015 PHY 712 Spring 2015 -- Lecture 21 15

---

---

---

---

---

---

---

---

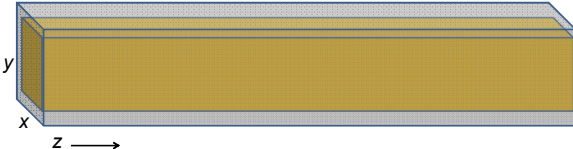
---

---

---

---

Analysis of rectangular waveguide



$$\mathbf{B} = \Re \left\{ \left( B_x(x, y) \hat{\mathbf{x}} + B_y(x, y) \hat{\mathbf{y}} + B_z(x, y) \hat{\mathbf{z}} \right) e^{ikz - i\omega t} \right\}$$

$$\mathbf{E} = \Re \left\{ \left( E_x(x, y) \hat{\mathbf{x}} + E_y(x, y) \hat{\mathbf{y}} + E_z(x, y) \hat{\mathbf{z}} \right) e^{ikz - i\omega t} \right\}$$

$$k^2 = \mu\epsilon\omega^2 - \left( \frac{m\pi}{a} \right)^2 - \left( \frac{n\pi}{b} \right)^2$$

3/17/2015 PHY 712 Spring 2015 – Lecture 21 16

---

---

---

---

---

---

---

---

Maxwell's equations within the pipe:

$$\frac{\partial B_x}{\partial x} + \frac{\partial B_y}{\partial y} + ikB_z = 0.$$

$$\frac{\partial E_x}{\partial x} + \frac{\partial E_y}{\partial y} + ikE_z = 0.$$

$$\frac{\partial E_z}{\partial y} - ikE_y = i\omega B_x, \quad \frac{\partial B_z}{\partial y} - ikB_y = -i\mu\epsilon\omega E_x.$$

$$ikE_x - \frac{\partial E_z}{\partial x} = i\omega B_y, \quad ikB_x - \frac{\partial B_z}{\partial x} = -i\mu\epsilon\omega E_y.$$

$$\frac{\partial E_y}{\partial x} - \frac{\partial E_x}{\partial y} = i\omega B_z, \quad \frac{\partial B_y}{\partial x} - \frac{\partial B_x}{\partial y} = -i\mu\epsilon\omega E_z.$$

3/17/2015 PHY 712 Spring 2015 – Lecture 21 17

---

---

---

---

---

---

---

---

Solution of Maxwell's equations within the pipe:

Combining Faraday's Law and Ampere's Law, we find that each field component must satisfy a two-dimensional Helmholtz equation:

$$\left( \frac{\partial^2}{\partial x^2} + \frac{\partial^2}{\partial y^2} - k^2 + \mu\epsilon\omega^2 \right) E_x(x, y) = 0.$$

For the rectangular wave guide discussed in Section 8.4 of your text a solution for a TE mode can have:

$$E_z(x, y) \equiv 0 \quad \text{and} \quad B_z(x, y) = B_0 \cos\left(\frac{m\pi x}{a}\right) \cos\left(\frac{n\pi y}{b}\right),$$

with  $k^2 \equiv k_{mn}^2 = \mu\epsilon\omega^2 - \left[ \left(\frac{m\pi}{a}\right)^2 + \left(\frac{n\pi}{b}\right)^2 \right]$

Some of the other field components are:

$$B_x = -\frac{k}{\omega} E_y \quad \text{and} \quad B_y = \frac{k}{\omega} E_x.$$

3/17/2015 PHY 712 Spring 2015 – Lecture 21 18

---

---

---

---

---

---

---

---

TE modes for rectangular wave guide continued:

$$E_z(x, y) \equiv 0 \quad \text{and} \quad B_z(x, y) = B_0 \cos\left(\frac{m\pi x}{a}\right) \cos\left(\frac{n\pi y}{b}\right),$$

$$E_x = \frac{\omega}{k} B_y = \frac{-i\omega}{k^2 - \mu\epsilon\omega^2} \frac{\partial B_z}{\partial y} = \frac{-i\omega}{\left[\left(\frac{m\pi}{a}\right)^2 + \left(\frac{n\pi}{b}\right)^2\right]} \frac{n\pi}{b} B_0 \cos\left(\frac{m\pi x}{a}\right) \sin\left(\frac{n\pi y}{b}\right),$$

$$E_y = -\frac{\omega}{k} B_x = \frac{i\omega}{k^2 - \mu\epsilon\omega^2} \frac{\partial B_z}{\partial x} = \frac{i\omega}{\left[\left(\frac{m\pi}{a}\right)^2 + \left(\frac{n\pi}{b}\right)^2\right]} \frac{m\pi}{a} B_0 \sin\left(\frac{m\pi x}{a}\right) \cos\left(\frac{n\pi y}{b}\right).$$

Check boundary conditions:

$\mathbf{E}_{\text{tangential}} = 0$  because:  $E_x(x, 0) = E_x(x, b) = 0$   
 and  $E_y(0, y) = E_y(a, y) = 0$ .

$\mathbf{B}_{\text{normal}} = 0$

3/17/2015

PHY 712 Spring 2015 – Lecture 21

19

---

---

---

---

---

---

---

---

---

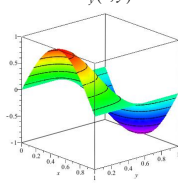
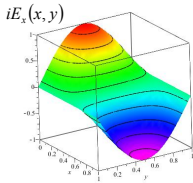
---

Solution for m=n=1

$$B_z(x, y) = B_0 \cos\left(\frac{m\pi x}{a}\right) \cos\left(\frac{n\pi y}{b}\right)$$

$$iE_x(x, y) = B_0 \left(\frac{-\omega n\pi / b}{\left(\frac{m\pi}{a}\right)^2 + \left(\frac{n\pi}{b}\right)^2}\right) \cos\left(\frac{m\pi x}{a}\right) \sin\left(\frac{n\pi y}{b}\right)$$

$$iE_y(x, y) = B_0 \left(\frac{\omega m\pi / a}{\left(\frac{m\pi}{a}\right)^2 + \left(\frac{n\pi}{b}\right)^2}\right) \sin\left(\frac{m\pi x}{a}\right) \cos\left(\frac{n\pi y}{b}\right)$$



3/17/2015

PHY 712 Spring 2015 – Lecture 21

20

---

---

---

---

---

---

---

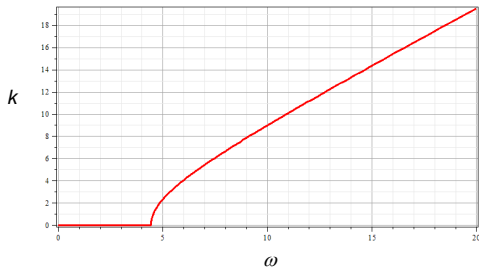
---

---

---

Solution for m=n=1

$$k^2 \equiv k_{mn}^2 = \mu\epsilon\omega^2 - \left[\left(\frac{m\pi}{a}\right)^2 + \left(\frac{n\pi}{b}\right)^2\right]$$



3/17/2015

PHY 712 Spring 2015 – Lecture 21

21

---

---

---

---

---

---

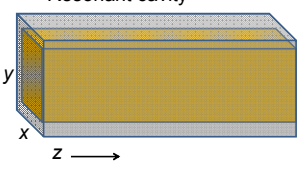
---

---

---

---

Resonant cavity



$$0 \leq x \leq a$$

$$0 \leq y \leq b$$

$$0 \leq z \leq d$$

$$\mathbf{B} = \Re\{B_x(x, y, z)\hat{\mathbf{x}} + B_y(x, y, z)\hat{\mathbf{y}} + B_z(x, y, z)\hat{\mathbf{z}}\}e^{-i\omega t}$$

$$\mathbf{E} = \Re\{E_x(x, y, z)\hat{\mathbf{x}} + E_y(x, y, z)\hat{\mathbf{y}} + E_z(x, y, z)\hat{\mathbf{z}}\}e^{-i\omega t}$$

In general:  $E_i(x, y, z) = E_i(x, y)\sin(kz)$  or  $E_i(x, y)\cos(kz)$   
 $B_i(x, y, z) = B_i(x, y)\sin(kz)$  or  $B_i(x, y)\cos(kz)$

$$\Rightarrow k = \frac{p\pi}{d}$$

3/17/2015 PHY 712 Spring 2015 – Lecture 21 22

---

---

---

---

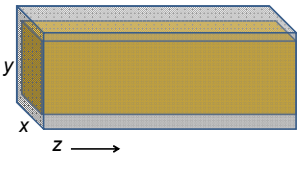
---

---

---

---

Resonant cavity



$$0 \leq x \leq a$$

$$0 \leq y \leq b$$

$$0 \leq z \leq d$$

$$k^2 = \left(\frac{p\pi}{d}\right)^2 = \mu\epsilon\omega^2 - \left(\frac{m\pi}{a}\right)^2 - \left(\frac{n\pi}{b}\right)^2$$

$$\Rightarrow \omega^2 = \frac{1}{\mu\epsilon} \left[ \left(\frac{m\pi}{a}\right)^2 + \left(\frac{n\pi}{b}\right)^2 + \left(\frac{p\pi}{d}\right)^2 \right]$$

3/17/2015 PHY 712 Spring 2015 – Lecture 21 23

---

---

---

---

---

---

---

---