

BlackBoard Integration with Turnitin

An Instructor must have a Turnitin account to integrate these two programs.

Email: Beth Boyd,
boydmbet@wfu.edu including your department affiliation and your account will be set up.

Blackboard Academic Suite - Mozilla Firefox

File Edit View Go Bookmarks Tools Help

http://blackboard.wfu.edu/webapps/portal/frameset.jsp?tab=courses&url=%2Fbin%2Fcommon%2Fcourse.pl%3Fcourse...

Getting Started Latest Headlines Blackboard WebMail WIN Log On Page FloresInfoCenter.com Arbonne Internati... People Search - Back... Turnitin


Wake Forest University

Home Help Logout

My Institution Courses System Admin

Log into your BlackBoard Course and begin.

COURSES > FA2006 INTRODUCTION TO THE BIBLE REL102 ... > ANNOUNCEMENTS



VIEW TODAY VIEW LAST 7 DAYS VIEW LAST 30 DAYS VIEW ALL

November 02, 2006 - November 09, 2006

Sun, Nov 05, 2006 -- Assessment Posted Posted by Fred Horton

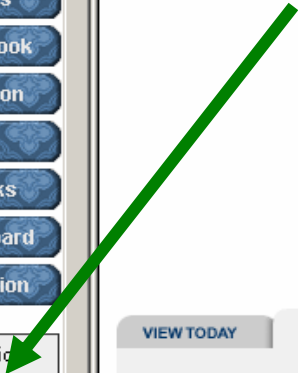
The Test Workbook 9 has been made available in the folder Online Workbook.

http://blackboard.wfu.edu/bin/common/control_panel.pl?course_id=_6993_1

Start | Microsoft Excel | Blackboard Academic... | 99% | 2:15 PM

- Announcements
- Course Information
- Course Documents
- Assignments
- Online Workbook
- Communication
- Tools
- External Links
- Discussion Board
- Staff Information

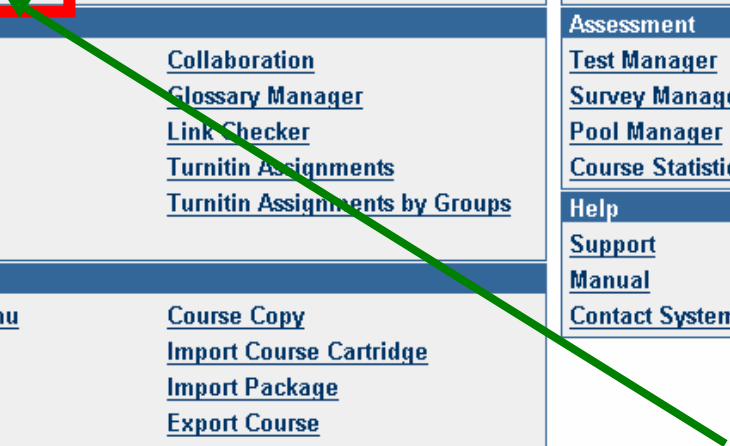
- Communication
- Course Map
- Control Panel**
- Refresh
- Detail View



COURSES > FA2006 INTRODUCTION TO THE BIBLE REL102 ... > CONTROL PANEL

FA2006-REL102D-83455: FA2006 Introduction to the Bible REL102 Sec D - Marjorie Boyd (Instructor)

Content Areas	User Management
Course Information	List / Modify Users
Course Documents	Enroll User
Assignments	Create User
Course Tools	Batch Create Users
Announcements	Remove Users from Course
Course Calendar	Manage Groups
Staff Information	Assessment
Tasks	Test Manager
Send Email	Survey Manager
Discussion Board	Pool Manager
Course Options	Course Statistics
Manage Course Menu	Help
Course Design	Support
Manage Tools	Manual
Settings	Contact System Administrator
Recycle Course	
Online Workbook	
External Links	
Collaboration	
Glossary Manager	
Link Checker	
Turnitin Assignments	
Turnitin Assignments by Groups	
Course Copy	
Import Course Cartridge	
Import Package	
Export Course	
Archive Course	



Select Assignments



COURSES > FA2006 INTRODUCTION TO THE BIBLE REL102 SEC D > CONTROL PANEL > ASSIGNMENTS

Assignments

Item Folder External Link Course Link Test Select Turnitin Assignment Go

1	Project 1	Modify	Manage	Remove
2	Project 2	Modify	Manage	Remove
>> View/Complete Assignment: Project 2				
3	Project 3	Modify	Manage	Remove
>> View/Complete Assignment: Project 3				

OK

Select Turnitin Assignment from the dropdown window and press GO

To create an assignment, enter an assignment title and choose the start and due dates for the assignment. If you like, you can enter an additional assignment description. By default, papers submitted to this assignment will be checked against all of our databases. If you would like to create a custom search or view other advanced assignment options, select yes using the show advanced assignment options pulldown.

help

#2

Fill in Assignment title and point value if you want it to be part of your blackboard grade book.

You may change start and due dates & make sure originality report is YES

#1

These two sections indicate it is a turnitin assignment.



#3 - Press the submit button

create a new: **paper assignment** submit

assignment title: Paper #1, Culture

point value: 100

start date: Nov 9 2006 at 2 : 28 PM

due date: Nov 16 2006 at 11 : 59 PM

post date: Nov 17 2006 at 12 : 00 AM

Enter any special assignment instructions (optional):
 any special instructions you want to add
 you can also change your dates and times |

Generate Originality Reports for submissions? **yes**

Blackboard Academic Suite - Mozilla Firefox

File Edit View Go Bookmarks Tools Help

http://blackboard.wfu.edu/webapps/portal/frameset.jsp?tab=courses&url=%2Fbin%2Fcommon%2Fcourse.pl%3Fcourse...

Getting Started Latest Headlines Blackboard WebMail WIN Log On Page FloresInfoCenter.com People Search - Back... Turnitin

Wake Forest University

Home Help Logout

My Institution Courses System Admin

COURSES > FA2006 INTRODUCTION TO THE BIBLE REL102 SEC D > CONTROL PANEL > ASSIGNMENTS > ADD TURNITIN ASSIGNMENT

Add Turnitin Assignment

Turnitin Assignment successfully added.

Thursday, November 9, 2006 2:48:40 PM EST

#1

Press OK

OK

**Turnitin assignment
successfully added!**

**#2 After selecting OK – go
back to Control Panel**

Done

Start Microsoft Excel Blackboard A... Microsoft Powe... 99% 2:48 PM

Blackboard Academic Suite - Mozilla Firefox

File Edit View Go Bookmarks Tools Help

http://blackboard.wfu.edu/webapps/portal/frameset.jsp?tab=courses&url=%2Fbin%2Fcommon%2Fcourse.pl%

Getting Started Latest Headlines

Wake Forest University

Home Help Logout

My Institution Courses System Admin

COURSES > SP2007 INTRODUCTION TO THE BIBLE REL102 ... > CONTROL PANEL

SP2007-REL102D-12722: SP2007 Introduction to the Bible REL102 Sec D - Marjorie Boyd (Instructor)

Content Areas	User Management
Course Information	List / Modify Users
Course Documents	Create User
Assignments	Batch Create Users
Course Tools	Assessment
Announcements	Test Manager
Course Calendar	Survey Manager
Staff Information	Pool Manager
Tasks	Course Statistics
Send Email	Help
Discussion Board	Support
Course Options	Manual
Manage Course Menu	Contact System Administrator
Course Design	
Manage Tools	
Settings	
Recycle Course	

Done

Start Boyd, M - Jan... 2 Firefox 2 Mozilla Thu... Microsoft Word http://www.w... 2 Windows E... Microsoft Pow... 6:21 PM

From Control Panel select Turnitin Assignments

[Turnitin Assignments](#)

Blackboard Academic Suite - Mozilla Firefox

File Edit View Go Bookmarks Tools Help

http://blackboard.wfu.edu/webapps/portal/frameset.jsp?tab=courses&url=%2Fbin%2Fcommon%2Fcourse.pl%

Getting Started Latest Headlines





Wake Forest University

Home Help Logout

My Institution Courses System Admin

COURSES > SP2007 INTRODUCTION TO THE BIBLE REL102 SEC D > CONTROL PANEL > TURNITIN ASSIGNMENTS

Turnitin Assignments

-  **Project 1**
There are three written projects, due on February 14, March 26, and May 2. These are to be 750-1500 word essays that argue for your opinion on an important matter discussed in the period since the last project (or since the beginning of the course).
>> [View](#)
-  **Project 2**
There are three written projects, due on February 14, March 26, and May 2. These are to be 750-1500 word essays that argue for your opinion on an important matter discussed in the period since the last project (or since the beginning of the course).
>> [View](#)
-  **Project 3**
There are three written projects, due on February 14, March 26, and May 2. These are to be 750-1500 word essays that argue for your opinion on an important matter discussed in the period since the last project (or since the beginning of the course).
>> [View](#)
-  **Paper #1 Culture**
>> [View](#)

Select View – this will take you to Turnitin.

OK

Done

Start Boyd, M - Jan... 2 Firefox 2 Mozilla Thu... Microsoft Word http://www.w... 2 Windows E... Microsoft Pow... 6:18 PM

This is your assignment inbox. To view a paper, click the paper's title. To view an Originality Report, click the paper's Originality Report icon in the report column. A ghosted icon indicates that the Originality Report has not yet been generated.

assignment inbox edit assignment libraries class stats preferences help



Inbox for: [How to learn volleyball](#)

show: new

show: low % ↔ high %

submit

Roster Sync

author	title	report	grade	gm	file	paper id	date
Your inbox for this assignment or assignment folder is currently empty. If you would like to submit a paper to this assignment, click here .							

View takes you to TII assignment and select 'Roster Sync'

Synchronizing Class Roster

This synchronizing adds your BlackBoard roster to Turnitin; therefore you do not have to set an assignment up in Turnitin, as the course actually resides on the WFU BBoard server and the Turnitin module added to the WFU BB server provides a conduit for papers students submit and allows you to see results via BBoard.

This is your assignment inbox. To view a paper, click the paper's title. To view an Originality Report, click the paper's Originality Report icon in the report column. A ghosted icon indicates that the Originality Report has not yet been generated.

- assignment inbox
- edit assignment
- libraries
- class stats
- preferences
- help



Inbox for: Paper #1 Culture

show: low % ↔ high % [Roster Sync](#)

<input type="checkbox"/>	author	title	report	grade	gm	file	paper id	date
	Abbott, Ellen	-- no submission --	--	--	--	--	--	--
	Bibb, Joseph	-- no submission --	--	--	--	--	--	--
	Bottoms, William	-- no submission --	--	--	--	--	--	--
	Brown, Jeffrey	-- no submission --	--	--	--	--	--	--
	Cameron, Bradley	-- no submission --	--	--	--	--	--	--
	Chase, Sarah	-- no submission --	--	--	--	--	--	--
	Cherukuru, Nithya	-- no submission --	--	--	--	--	--	--
	Davis, Keonya	-- no submission --	--	--	--	--	--	--
	Derks, Lucia	-- no submission --	--	--	--	--	--	--
	Deutsch, Stephen	-- no submission --	--	--	--	--	--	--
	Eulitt, Patrick	-- no submission --	--	--	--	--	--	--

Your roster from BBoard is added to Turnitin.

You can also correct any discrepancies (drop/add) by going to control panel, select TII assignments, View and select Roster Sync.

Assignments

Item Folder External Link Course Link Test

Select: Learning Unit Go

1 Project 1 Modify Manage Copy Remove

2 Project 2 Modify Manage Remove
>> [View/Complete Assignment: Project 2](#)

3 Project 3 Modify Manage Remove
>> [View/Complete Assignment: Project 3](#)

4 Paper #1, Culture Modify Manage Copy Remove
any special instructions you want to add you can also change your dates and times
>> [View/Complete](#)

What students see in BlackBoard.

Students will Click View/Complete to go to screen to submit to TII.

OK

- My Institution
- Courses
- Announcements
- Course Information
- Staff Information
- Course Documents
- Assignments
- Communication
- Discussion Board
- External Links
- Tools
- Online Workbook

COURSES > SP2007 INTRODUCTION TO THE BIBLE REL102 SEC D > ASSIGNMENTS > VIEW TURNITIN ASSIGNMENT

This is your class portfolio page. To submit a paper, click on the paper shaped submit icon to the right of the assignment. To view the start and due dates and times for an assignment, click on the assignment name.

assignment inbox preferences help



#	assignment	submit	title	submitted	contents
4	Paper #1 Culture 01-16-07 01-23-07				

Students press submit

- Announcements
- Course Information
- Staff Information
- Course Documents
- Assignments
- Communication
- Discussion Board
- External Links
- Tools
- Online Workbook

COURSES > SP2007 INTRODUCTION TO THE BIBLE REL102 SEC D > ASSIGNMENTS > VIEW TURNITIN ASSIGNMENT

To submit a paper, locate the paper you want to submit on your computer by clicking the "browse" button and enter a title for the paper. Select an enrolled student using the student pulldown to associate the submission with a student and click the submit button to upload the paper.

Student's name will appear and they must give the submission title & press submit.

assignment inbox preferences



Submit a paper by:

first name:

last name:

submission title:

Browse for the file you want to upload:

Turnitin currently accepts the following file types:
MS Word, WordPerfect, PostScript, PDF, HTML, RTF, and plain text.

- Communication
- Course Tools
- Course Map
- Refresh
- Detail View

This is your assignment inbox. To view a paper, click the paper's title. To view an Originality Report, click the paper's Originality Report icon in the report column. A ghosted icon indicates that the Originality Report has not yet been generated.

assignment inbox edit assignment libraries class stats preferences help



page: [1] 2

Inbox for: Paper #1 Culture


show: low % high % submit Roster Sync

delete download move to... show: new

<input type="checkbox"/>	author	title	report	grade	gm	file	paper id	date
<input type="checkbox"/>	Stroupe, David	Paper #1 Culture	3%	--	--	.doc	39264722	01-16-07
	Abbott, Ellen	-- no submission --	--	--	--	--	--	--
	Bibb, Joseph	-- no submission --	--	--	--	--	--	--
	Bottoms, William	-- no submission --	--	--	--	--	--	--
	Brown, Jeffrey	-- no submission --	--	--	--	--	--	--
	Cameron, Bradley	-- no submission --	--	--	--	--	--	--
	Chase, Sarah	-- no submission --	--	--	--	--	--	--
	Cherukuru, Nithya	-- no submission --	--	--	--	--	--	--
	Davis, Keonya	-- no submission --	--	--	--	--	--	--
	Derks, Lucia	-- no submission --	--	--	--	--	--	--
	Deutsch, Stephen	-- no submission --	--	--	--	--	--	--

Instructor selects Turnitin Assignments from the Control Panel to see originality reports.

Turnitin Assignments

 **Paper #1, Culture**
any special instructions you want to add you can also change your dates and times
>> [View](#)

Select View and the following screen will appear with the originality report from turnitin

This is your assignment inbox. To view a paper, click the paper's title. To view an Originality Report, click the paper's Originality Report icon in the report column. A ghosted icon indicates that the Originality Report has not yet been generated.

assignment inbox edit assignment libraries class stats preferences help



Inbox for: Paper #1, Culture

show: new

show: low % ↔ high %

author	title	report	grade	gm	file	paper id	date
	Test of TI1 & BB three	100%	--	--	.doc	34779524	11-09-06
Tyson	-- no submission --	--	--	--	--	--	--
Amanda	-- no submission --	--	--	--	--	--	--

Thee 100% red indicates total plagiarism from a previously submitted paper by another student! See next slide for details

Turnitin Originality Report

Test of TII & BB th [redacted] an

Processed on 11-09-06 3:59 PM EST

ID: 34779524

Word Count: 1227

[print](#)

[help](#)

[save](#)

[refresh](#)

[prefs](#)



Overall Similarity Index: 100%

[exclude quoted](#)

[exclude bibliography](#)

mode: show highest matches together

Adam, Meet Satan

1

Satan is the ruler of Hell and Adam is the first man created, how could they ever be similar to each other? The question for most anyone seems to require an obvious answer of "they can't". However, in John Milton's poem, Paradise Lost, the relationship of the characters is developed through the story of the Garden of Eden. Although the poem does deal with all the events that take place in the garden, Milton focuses on the development of the characters within the story into something more than just Biblical characters. Satan and Adam are never declared the same but the way in which they develop through the story shows the level of importance that Milton holds for these two characters. Milton uses Satan's degeneration from a fallen archangel to the serpent ruler of Hell and Adam's evolution from a state of innocence before the fall of man, to an acceptance of his new mortality to create a parallel character development. Satan's fall from his former greatness in heaven is the first step of degeneration that he experiences. For example, his never ending pride brings him to where he believes that it is "better to reign in Hell than serve in Heaven". Again, his pride hurts him when he chooses to go to Earth alone and become the serpent, only because he wants to have all the glory. He continues to hurt himself with the obsession of getting revenge against God. This is the driving force that leads Satan into making the

1

100% match (student papers from 11/06/06)
[Submitted to Wake Forest University](#)

NOTE: Because I have submitted this paper before, the date and place submitted from is indicated

Turnitin - Mozilla

File Edit View Go Bookmarks Tools Window Help

Back Forward Reload Stop http://www.turnitin.com/t_inbox.asp?r=75.2289256352139&svr=2& Print

Home Bookmarks WFU WIN Log On Page WFU User Prefs Blackboard WFU Listserv Mana... Computer Training

Turnitin WFU English Department ... Wake Forest University Home - Winston-Salem Jo...

Welcome, Scott Claybrook. [my classes](#) [user info](#) [user type](#) [logout](#) help!

Now viewing: Wake Forest University: English: test 100-1 f03 **“Another Example”** turnitin

This is your assignment inbox. To view a paper, click on the paper's title. To open an Originality Report, click on the report icon in the r column. To markup a paper, click on the markup icon in the m column. To grade a paper, enter a grade in the grade column.

class home students peer review libraries calendar preferences

page: [1]

Inbox for: Assign. #1: paper1

delete move to... show: new

show these papers: low % ↔ high %

<input type="checkbox"/>	author ▾	title ▾	report ▾	gm	file	paper id	date ▾
<input type="checkbox"/>	Student, Name	My First Paper			.doc	11581085	09-16-03

The report box stays grayed out until the originality report is ready. Click on it again to view the report.

The color of report icon correlates to the % of similarity to sources.

Copyright © 1998-2003 iParadigms, LLC. All Rights Reserved. [usage policy](#) | [privacy pledge](#) | [helpdesk](#) | [research resources](#)

Done

Turnitin Originality Report (Print Version) - Mozilla

File Edit View Go Bookmarks Tools Window Help

Back Forward Reload Stop http://www.turnitin.com/or_printversion.asp?r=76.20324231846038 Print

Home Bookmarks WFU WIN Log On Page WFU User Prefs Blackboard WFU Listserv Mana... Computer Training

author: Name Student title: [My First Paper](#) paper ID: 11581085 submitted: 09-16-03 11:37 AM PDT

similarity index: ■ (97% matching text) version: # 1 (09-16-03) [side-by-side version](#)

Sources:

	link	reanalyze and exclude	match %
Internet	http://www.wfu.edu/academic-departments/english/courses/writing_guide.htm	<input type="checkbox"/>	91%
Internet	http://www.uoregon.edu/~sfaqan/wr320plagiarism.html	<input type="checkbox"/>	4%
Internet	http://www.itsfortheanimals.com/	<input type="checkbox"/>	1%
Internet	http://www2.potsdam.edu/samueld/paper_checklist.htm	<input type="checkbox"/>	1%
Internet	http://www.way.peachnet.edu/faculty/selby/tips.html	<input type="checkbox"/>	1%
Internet	http://www.cuaa.edu/~steinb/research_paper.html	<input type="checkbox"/>	0%
Internet	http://www.encl.virginia.edu/wctr/Citations.html	<input type="checkbox"/>	0%

Report text:

[GeneralExpectations](#) | [General Format](#) | [Research](#) | [Documentation](#)

[Plagiarism](#) | [Grading Criteria](#) | [Writing Center](#)

[Writing is our supreme means of understanding, of discovering our thoughts, of learning, of grasping things in the mind, of intellectual maturity. Reading a book is following a stream of understanding. Writing one is a whole Mississippi. The simplest page of freshman writing demonstrates this process. Writing is discovery of thought. Writing is learning. \[1\]](#)

[I. General Expectations](#)

[A. The Assignment](#)

[In English 105 and 111, your professor will work to teach you how to write compelling, coherent expository essays, essays in which you explore new ideas, interpret and analyze the ideas of others, or argue from a specific point of view. You will be asked to write frequent short essays \(a minimum of 5000 words that includes 1000 words to be written in class\). Writing](#)

List of sources & match %.

Turnitin Best Practices

- Require students to submit papers electronically & in hard copy
- Evaluate the site or matching paper content
- Make your decision about the similarities
- Proceed
- <http://www.wfu.edu/~boydmbet/Turnitin06.html>

Revision: 1/07

Beth Boyd, x5464